

Telaire® Carbon Dioxide and Temperature Monitor Connection Instructions

For use with HOBO® H22 U12, U30, UX120-006M, and RX3000 data loggers and HOBO ZW data nodes

Applies to this Telaire CO₂ and Temperature Monitor:

| Onset Part No. | Outputs | Telaire Part No. |
|----------------|---|------------------|
| TEL-7001 | 0-4V representing 0 to 4000 ppm CO ₂ 0-4V representing 0 to +40°C (+32 to +104°F) | 7001 |

This document provides instructions on connecting the Telaire CO₂ and Temperature Monitor listed above to each of the following:

- FlexSmart™ Analog Module used with HOBO H22 series data loggers
- Analog Sensor Port/Module option used with HOBO U30 and RX3000 series loggers
- Voltage adapter cables used with the U12 and UX120-006M data loggers and ZW series data nodes

It also lists configuration values used by HOBOWare® software to configure the logger for the monitor. **Note:** For information on powering the monitor for long-term applications, and other monitor details, refer to the documentation provided by GE Sensing.



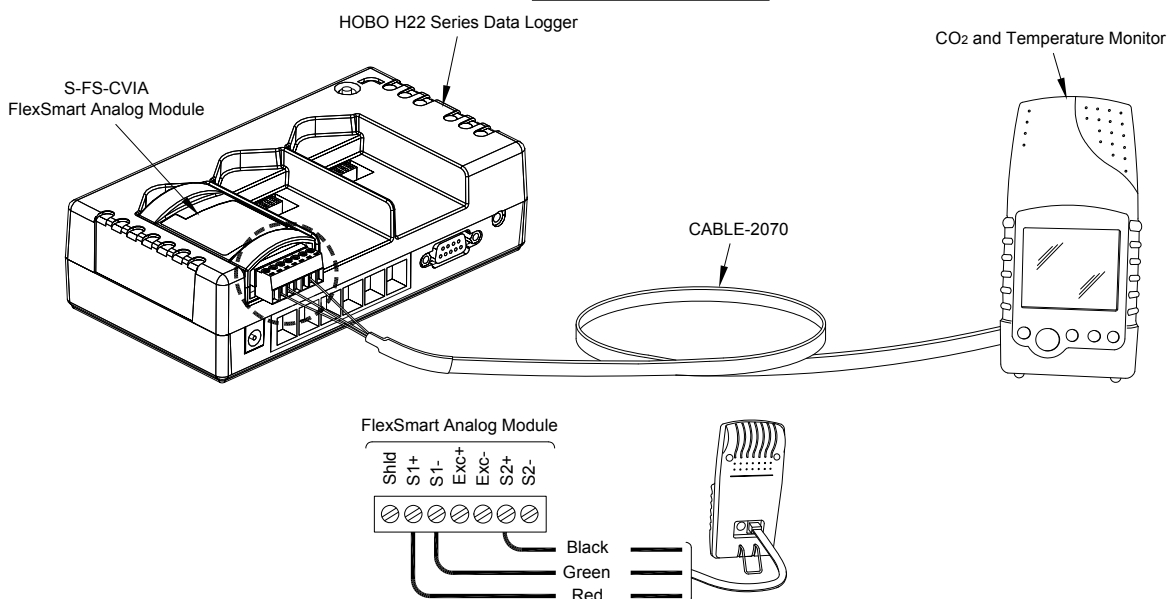
Telaire CO₂ and Temperature Monitor

Required

- Telaire CO₂ and Temperature Monitor listed above
- Telaire Cable, Onset Part No. CABLE-2070 (not required for U12 or ZW series when recording CO₂ only)
- H22, U12, U30, UX120-006M, or RX3000 data logger, or HOBO ZW data node
- FlexSmart Analog Module, Onset Part No. S-FS-CVIA (for H22 series); Analog Sensor Port/Module option (for U30 and RX3000 series); voltage adapter, Onset Part No. CABLE-ADAPx or CABLE-CO2 (for U12, UX120-006M, or ZW series)
- HOBOWare software, version 2.2.1 or higher (2.4.0 or higher for U30 series; 3.6 or higher for UX120-006M); HOBOWare Pro 3.0 or higher for ZW series
- HOBOLink (for RX3000 series data loggers)

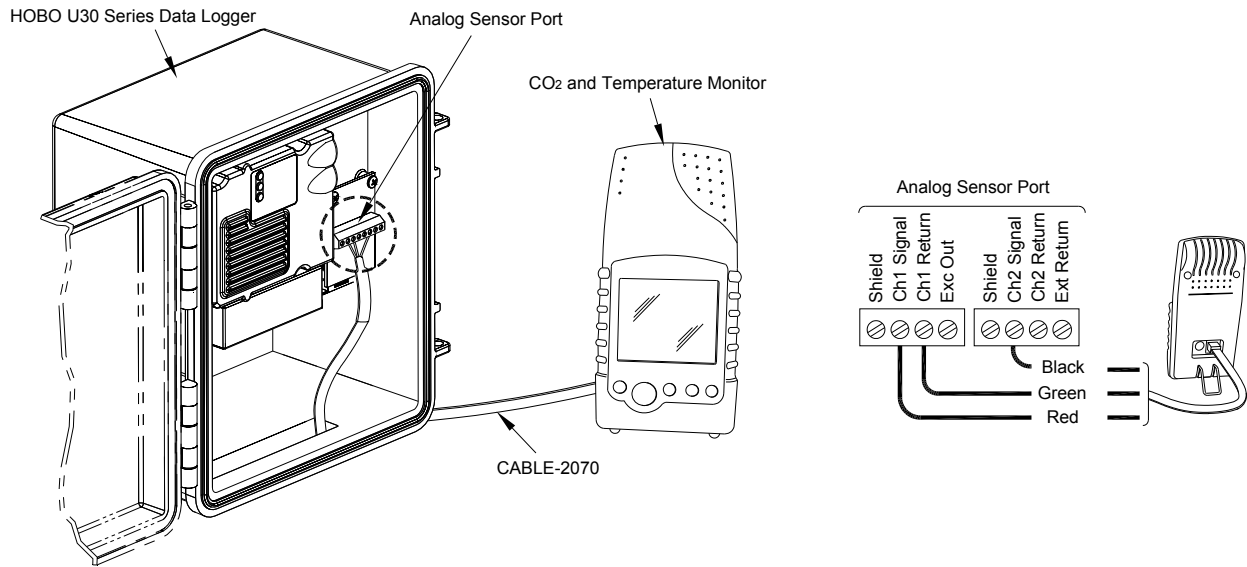
Connecting the CO₂ and Temperature Monitor to the Analog Module or Port

H22 Connection



Telaire Carbon Dioxide and Temperature Monitor Connection Instructions

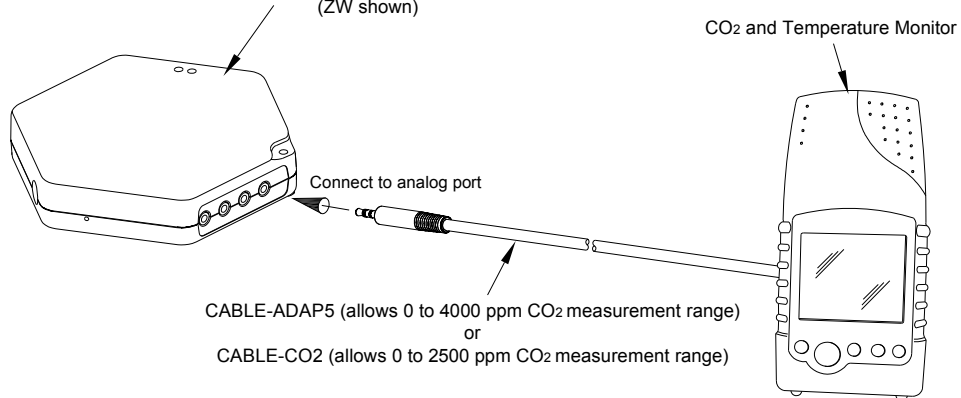
U30 or RX3000 Connection (U30 Shown)



ZW, U12, and UX120-006M Connection

CO₂ only

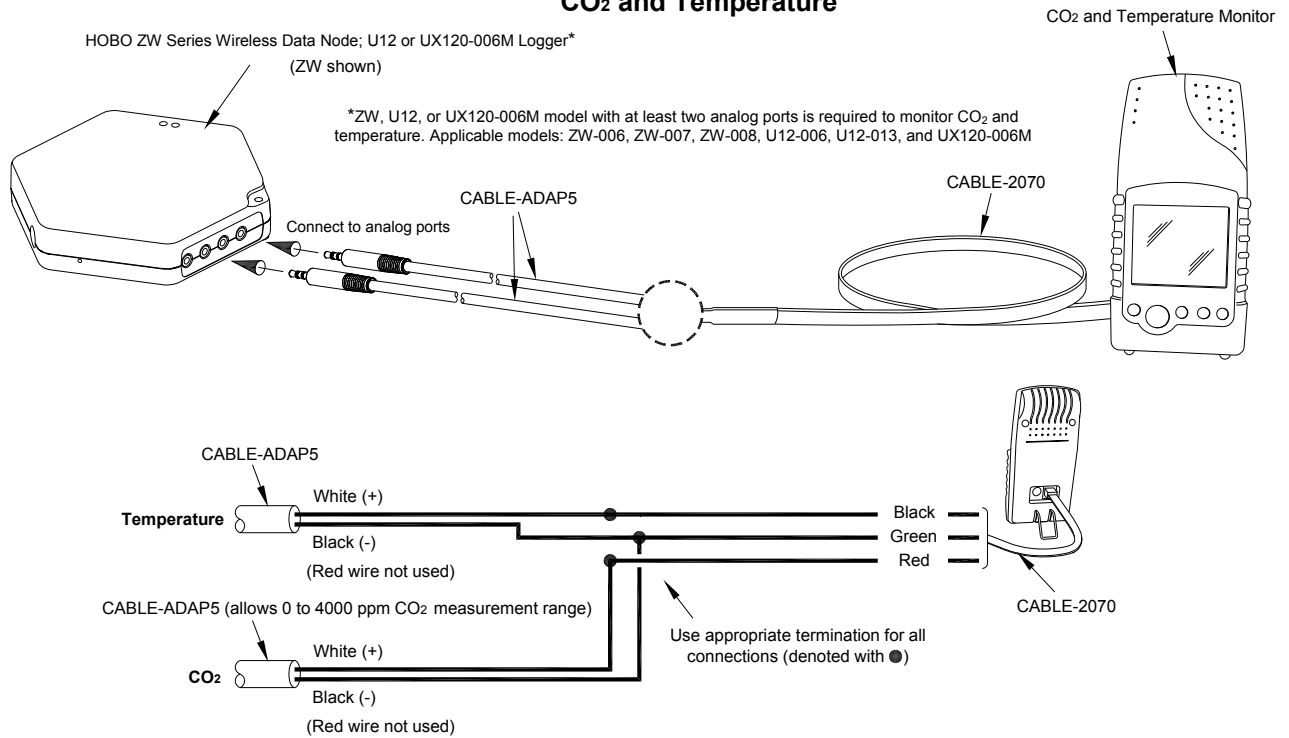
HOBO ZW Series Wireless Data Node; U12 or UX120-006M Logger
(ZW shown)



Telaire Carbon Dioxide and Temperature Monitor Connection Instructions

ZW, U12, and UX120-006M Connection

CO₂ and Temperature



Configuring the Data Logger for the CO₂ and Temperature Monitor using HOBOWare Software

HOBOWare software provides a configuration file for the monitor. The tables below list the recommended configuration values for the monitor that this file contains. For information on loading configuration files, refer to the software documentation.

| Channel 1 | | | | | | | |
|-----------------|------------------|-------------|-------------|-----------|----------------|----------------|--------------|
| Channel Name | Measurement Type | Raw Value 1 | Raw Value 2 | Raw Units | Scaled Value 1 | Scaled Value 2 | Scaled Units |
| CO ₂ | Voltage | 0 | 4 | V | 0 | 4000 | PPM |

| Channel 2 | | | | | | | |
|--------------|------------------|-------------|-------------|-----------|----------------|----------------|--------------|
| Channel Name | Measurement Type | Raw Value 1 | Raw Value 2 | Raw Units | Scaled Value 1 | Scaled Value 2 | Scaled Units |
| Temperature | Voltage | 0 | 4 | V | 0 32 | 40 104 | C F |